



SELECT DESIRED SIZE:

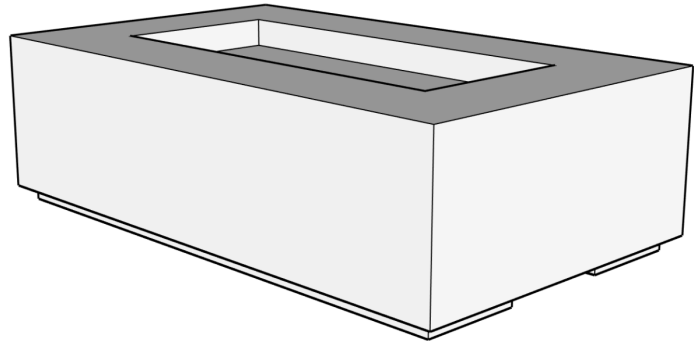
- ☐ 48" x 30" x 18"H
- ☐ 60" x 36" x 18"H (SHOWN)
- ☐ 72" x 42" x 18"H
- ☐ 84" x 42" x 18"H

SELECT DESIRED FINISH:

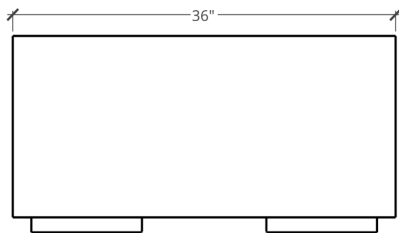
- ☐ WHITE
- ☐ GREY
- ☐ MALIBU
- ☐ IDAHO
- ☐ MESA
- ☐ NATURAL
- ☐ IRON
- ☐ STEEL

SELECT DESIRED ACCESSORIES:

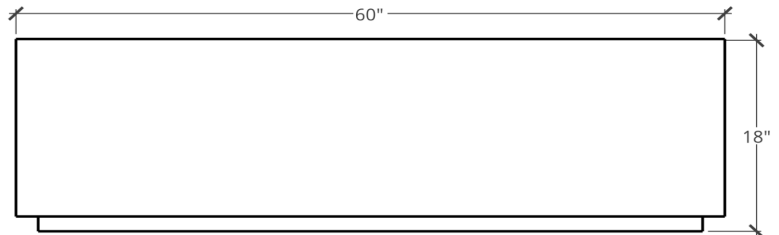
- ☐ WIND GUARD
- ☐ TIMER
- ☐ E. STOP
- ☐ FIREBALLS
- ☐ FIRE GLASS
- ☐ COVER



PERSPECTIVE



SIDE ELEVATION



FRONT ELEVATION

DIMENSIONS	BURNER AREA	WEIGHT	BURNER	BTU RATING
48" x 30" x 18"H	36" x 18"	300 LBS	24X12SSEI-H-NG/120VAC	36K
60" x 36" x 18"H	42" x 18"	400 LBS	30" H-BURNER	90K
72" x 42" x 18"H	48" x 18"	500 LBS	36" H-BURNER	150K
84" x 42" x 18"H	64" x 22"	575 LBS	48" H-BURNER	150K

SPECIFICATIONS:

FIREPIT INCLUDES: BLACK CRUSHED LAVA

ALL FIREPITS INCLUDE: 1 1/2" X 1 1/2" TOE KICK WITH TWO 12" X 1 1/2" VENTILATION OPENINGS

MANUFACTURER NOTES:

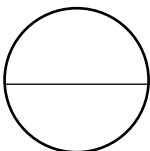
1. CONTACT MANUFACTURER FOR FURTHER COLOR AND FINISH OPTIONS FOR ACCESSORIES

NOTES:

1. INSTALLATION TO BE COMPLETED IN ACCORDANCE WITH MANUFACTURER'S SPECIFICATIONS

2. DO NOT SCALE DRAWING

3. THIS DRAWING IS INTENDED FOR USE BY ARCHITECTS, ENGINEERS, CONTRACTORS, CONSULTANTS AND DESIGN PROFESSIONALS FOR PLANNING PURPOSES ONLY. THIS DRAWING MAY NOT BE USED FOR CONSTRUCTION



FIRE PITS

BLOCK PLAZA – NATURAL GAS, MATCH LIT